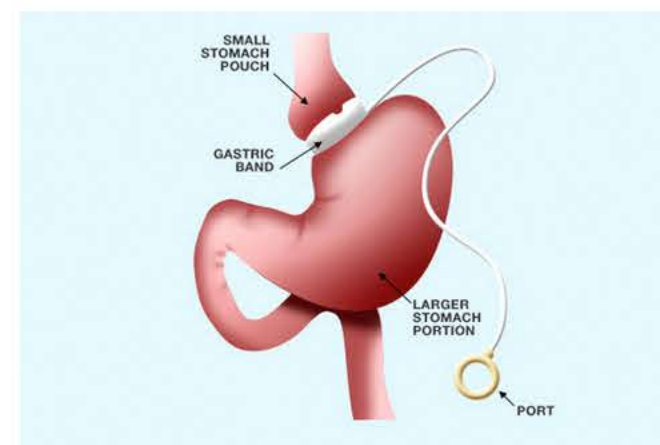
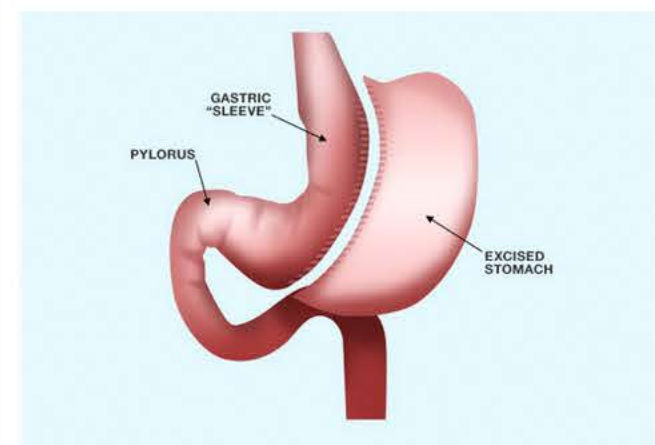


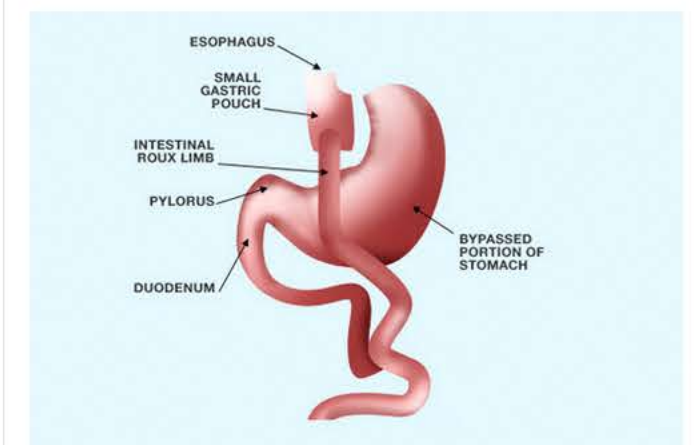
Bariatric Surgery Comparison Chart



GASTRIC BANDING



SLEEVE GASTRECTOMY



GASTRIC BYPASS

HOW IT WORKS:	limits food intake + normal digestion + adjustable	limits food intake + normal digestion	malabsorptive + limits food intake
REVERSABLE:	Yes	No	Yes
TYPE 2 DIABETES:	20-59% resolved	45-58% resolved	60-84% resolved
HIGH BLOOD PRESSURE:	42% resolved	50% resolved	66% resolved
HIGH CHOLESTEROL:	71% resolved	77% resolved	94% resolved
OBSTRUCTIVE SLEEP APNEA:	45% resolved	60% resolved	76% resolved
AVERAGE SURGERY TIME:	30 minutes – 1 hours	1 hour – 2 hours	1 hour – 2.5 hours
LENGTH OF HOSPITAL STAY:	Same day	Same day – 1 night	1 – 2 nights
AVERAGE WEIGHT LOSS AT 1 YEARS:	40%	55-70%	60-80%